


# Special Tools

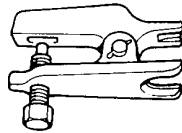
## Special Tools (Common with Other Models)

### 5. Engine Removal/Installation

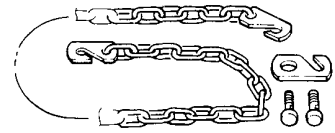
Ref. No.	Tool Number	Description	Q'ty	Remarks
①	07944-6110200	8 mm Pin Punch	1	
②	07941-6920002	Ball Joint Remover	1	
③	07966-6340011	Engine Block Hanger	1	



①



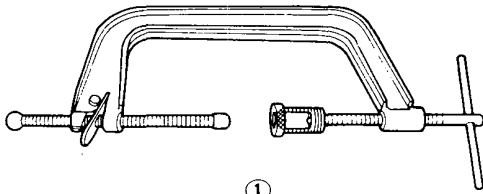
②



③

### 6. Cylinder Head/Valve Train


Ref. No.	Tool Number	Description	Q'ty	Remarks
①	07757-0010000	Valve Spring Compressor	1	
②	07757-PJ10100	Valve Spring Compressor Attachment	1	ZC1 Engine Only
③	07942-6570100	Valve Guide Driver/Remover	1	
④	07743-0020000	Valve Guide Driver	1	
⑤	07984-6110000	Valve Guide Reamer	1	
⑥	07947-SB00100	Oil Seal Driver	1	Camshaft



①




②



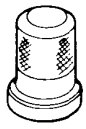
③



⑤



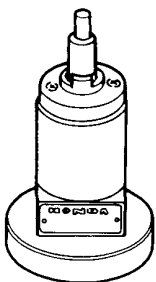
④



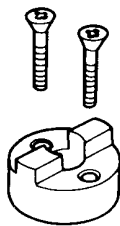
⑥

### 7. Engine Block

Ref. No.	Tool Number	Description	Q'ty	Remarks
①	07973-6570002	Piston Pin Insert Base Set	1	
②	07973-SB00100	Piston Pilot	1	
③	07973-PE00200	Piston Pin Insert Attachment, A	1	Not included in base set. Use each with the base set.
④	07973-PE00301	Piston Pin Pilot Collar	1	
⑤	07973-PE00400	Piston Pin Insert Attachment, B	1	
⑥	07948-SB00101	Driver Attachment	1	Crankshaft Oil Seal (Clutch side)
⑦	07749-0010000	Driver	1	07949-6110000 may also be used.



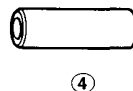
①



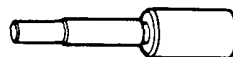
②



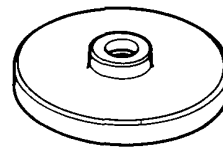
③



④



⑤



⑥

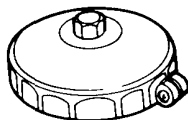


⑦

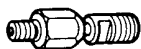


### 8. Engine Lubrication

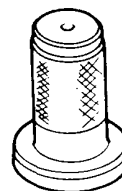
Ref. No.	Tool Number	Description	Q'ty	Remarks
①	07912-6340001	Oil Filter Socket Wrench	1	
②	07406-0030000	Oil Pressure Gauge Adaptor	1	
③	07947-6340000	Oil Seal Driver Attachment	1	



①



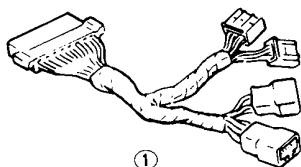
②




③

### 11. Fuel and Carburetor

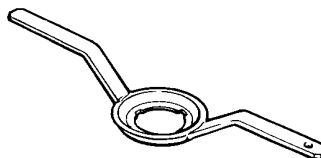
Ref. No.	Tool Number	Description	Q'ty	Remarks
①	07999-PD6000A	System Checker Harness	1	ZC1 Engine Only
②	07406-0040000	Fuel Pressure Gauge Set	1	ZC1 Engine Only
②-1	07406-0040100	Pressure Gauge	(1)	Component Tool
②-2	07406-0040200	Hose Assy	(1)	Component Tool
③	07920-SB20000	Fuel Sender Wrench	1	
④	07GAZ-SE30300	R.P.M Connecting Adapter	1	EW2 Engine Only
⑤	07614-0050100	Fuel Line Clip	1	EW2 Engine Only
⑥	07411-0020000	Digital Circuit Tester	1	ZC1 Engine Only
⑦	07401-0010000	Float Level Gauge	1	EW2 Engine Only



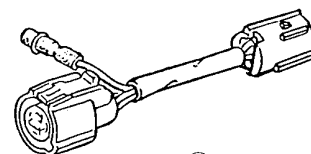
①



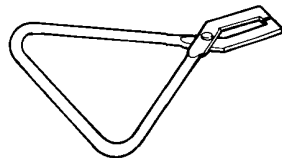
②



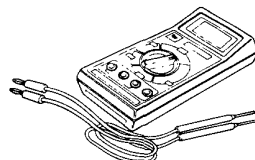
③



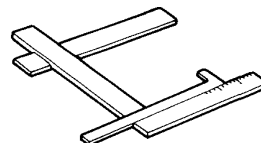
④



⑤



⑥



⑦

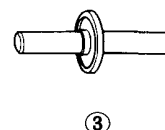
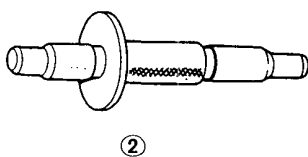
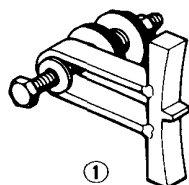
(cont'd)

# Special Tools

## Special Tools (Common with Other Models)

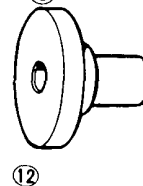
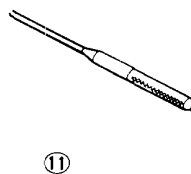
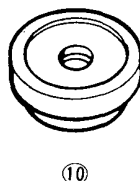
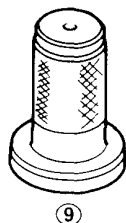
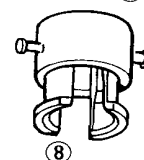
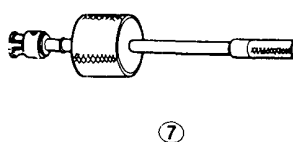
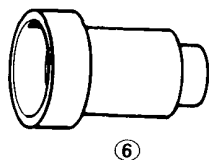
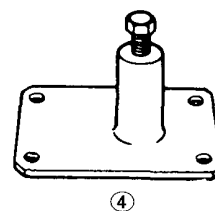
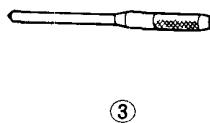
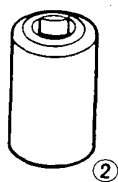
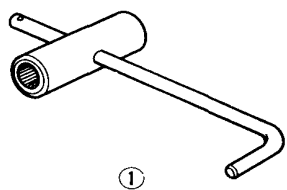
### 13. Clutch

Ref. No.	Tool Number	Description	Q'ty	Remarks
①	07924—PD20002	Ring Gear Holder	1	With CG Transmission With GW Transmission
②	07974—6890101	Clutch Disc Alignment Tool	1	
③	07974—PE60000	Clutch Disc Alignment Tool	1	



### 14. Manual Transmission (CG)

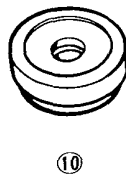

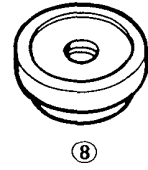
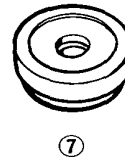
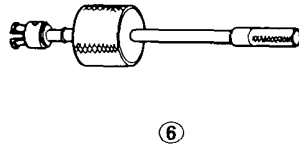
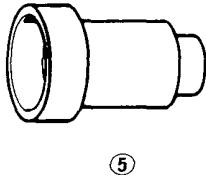
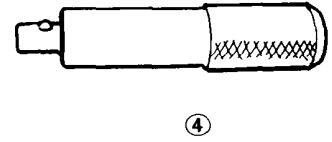
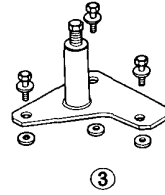
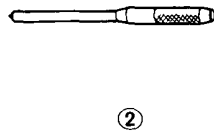
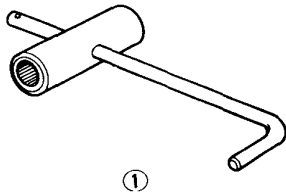
Ref. No.	Tool Number	Description	Q'ty	Remarks
①	07923—6890101	Mainshaft Holder	1	07949—6110000 may also be used.  Use changed to 07936—6340000 attachment  Differential Oil Seal
②	07907—PD10000	Socket Wrench 30 mm	1	
③	07944—6110100	5 mm Pin Punch	1	
④	07933—6890100	Transmission Housing Puller	1	
⑤	07749—0010000	Driver	1	
⑥	07947—6340500	Driver Attachment E	1	
⑦	07936—6340000	Bearing Remover Set	1	
⑧	07936—6890101	Bearing Remover Attachment	1	
⑨	07947—6340000	Oil Seal Driver	1	
⑩	07746—0010400	Driver Attachment, 52×55 mm	1	
⑪	07744—0010200	3 mm Pin Punch	1	
⑫	07947—6110500	Driver Attachment, E	1	





### 14. Manual Transmission (GW)

Ref. No.	Tool Number	Description	Q'ty	Remarks	
①	07924-6340300	Mainshaft Holder	1	07949-6110000 may also be used.	
②	07944-6110100	5 mm Pin Punch	1		
③	07933-PE60000	Transmission Housing Puller	1		
④	07749-0010000	Driver	1		
⑤	07947-6340500	Driver Attachment E	1		
⑥	07936-6340000	Bearing Remover Set	1		
⑦	07746-0010300	Driver Attachment, 42×47 mm	1		
⑧	07746-0010100	Driver Attachment, 32×35 mm	1		
⑨	07947-6110500	Driver Attachment, E	1		Differential Oil Seal
⑩	07947-6710100	Driver Attachment, 45×50 mm	1		



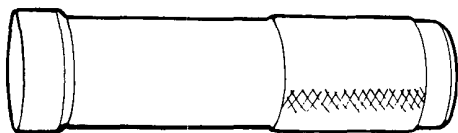
(cont'd)

# Special Tools


## Special Tools (Common with Other Models)

### 17. Differential

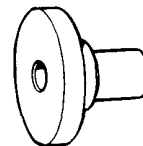
Ref. No.	Tool Number	Description	Q'ty	Remarks
①	07746-0030100	Driver, C	1	07949-6110000 may also be used
②	07944-SA00000	4 mm Pin Punch	1	
③	07947-6110500	Oil Seal Driver	1	
④	07749-0010000	Driver	1	
⑤	07947-6340500	Driver Attachment, E	1	
⑥	07746-0030400	Attachment, 35 mm	1	



①



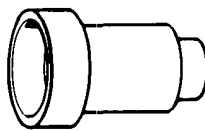
②



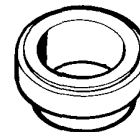
③



④



⑤

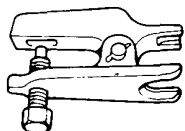


⑥

### 18. Driveshaft

Ref. No.	Tool Number	Description	Q'ty	Remarks
①	07941-6920002	Ball joint Remover	1	07949-6110000 may also be used
*②	07749-0010000	Driver	1	
*③	07946-0040900	Driver Pilot, 40 mm	1	
*④	07965-SD90100	Support Base	1	
*⑤	07746-0010400	Driver Attachment, 52x55 mm	1	
*⑥	07746-0010500	Driver Attachment, 62x68 mm	1	
*⑦	07GAD-SE00100	Oil Seal Driver Attachment	1	
*⑧	07965-SD90200	Support Collar	1	
*⑨	07947-SD90200	Oil Seal Driver Attachment	1	

\*ZC1 Engine only



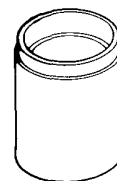
①



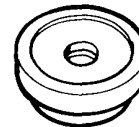
②



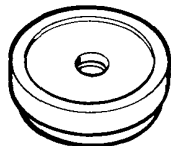
③



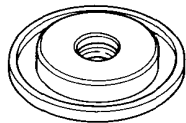
④



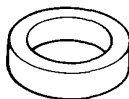
⑤



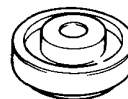
⑥



⑦



⑧



⑨




19. Steering

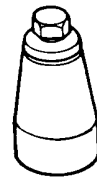
Ref. No.	Tool Number	Description	Q'ty	Remarks
①	07916—6920000 or 07916—6920100	Steering Gearbox Locknut Wrench, 40 mm	1	RHD
		Steering Gearbox Locknut Wrench, 40 mm	1	LHD
②	07941—6920002	Ball Joint Remover	1	
③	07974—SA50800	Ball Joint Boot Clip Installation Guide	1	
④	07944—6110200	8 mm Pin Punch	1	




①



②



③



④

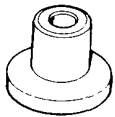
(cont'd)

# Special Tools

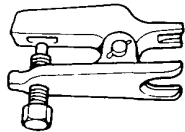
## Special Tools (Common with Other Models)

### 20. Suspension

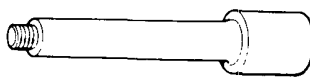
Ref. No.	Tool Number	Description	Q'ty	Remarks
①	07410-0010200	Wheel Alignment Gauge Attachment, B	1	07947-6340000 may also be used. 07949-6110000 may also be used.
②	07941-6920002	Ball Joint Remover	1	
③	07965-SA70100	Front Hub Dis/Assembly Tool Pin, A	1	
④	07965-6340301	Front Wheel Bearing Dis/Assembly Tool Base, A	2	
⑤	07965-SA70200	Front Hub Dis/Assembly Tool, B	1	
⑥	07749-0010000	Driver	1	
⑦	07746-0010600	Attachment, 72 x75 mm	1	
⑧	07946-SB20000	Bearing Driver Attachment	1	
⑨	07974-SA50700	Ball Joint Boot Clip Installation Guide	1	
⑩	07965-SB20000	Lower Arm Dis/Assembly Tool Set	1	
⑩-1	07965-SB20100	Shaft	(1)	Component Tools
⑩-2	07965-SB20200	Hook	(2)	
⑩-3	07965-SB20300	Disassembly Base	(1)	
⑩-4	07965-SB20400	Assembly Base	(1)	



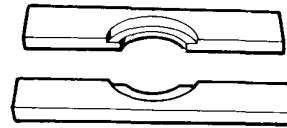
①



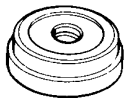
②



③



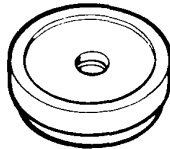
④



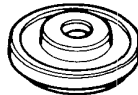
⑤



⑥




⑦



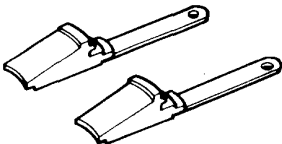
⑧



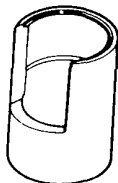
⑨



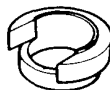
⑩-1



⑩-2



⑩-3

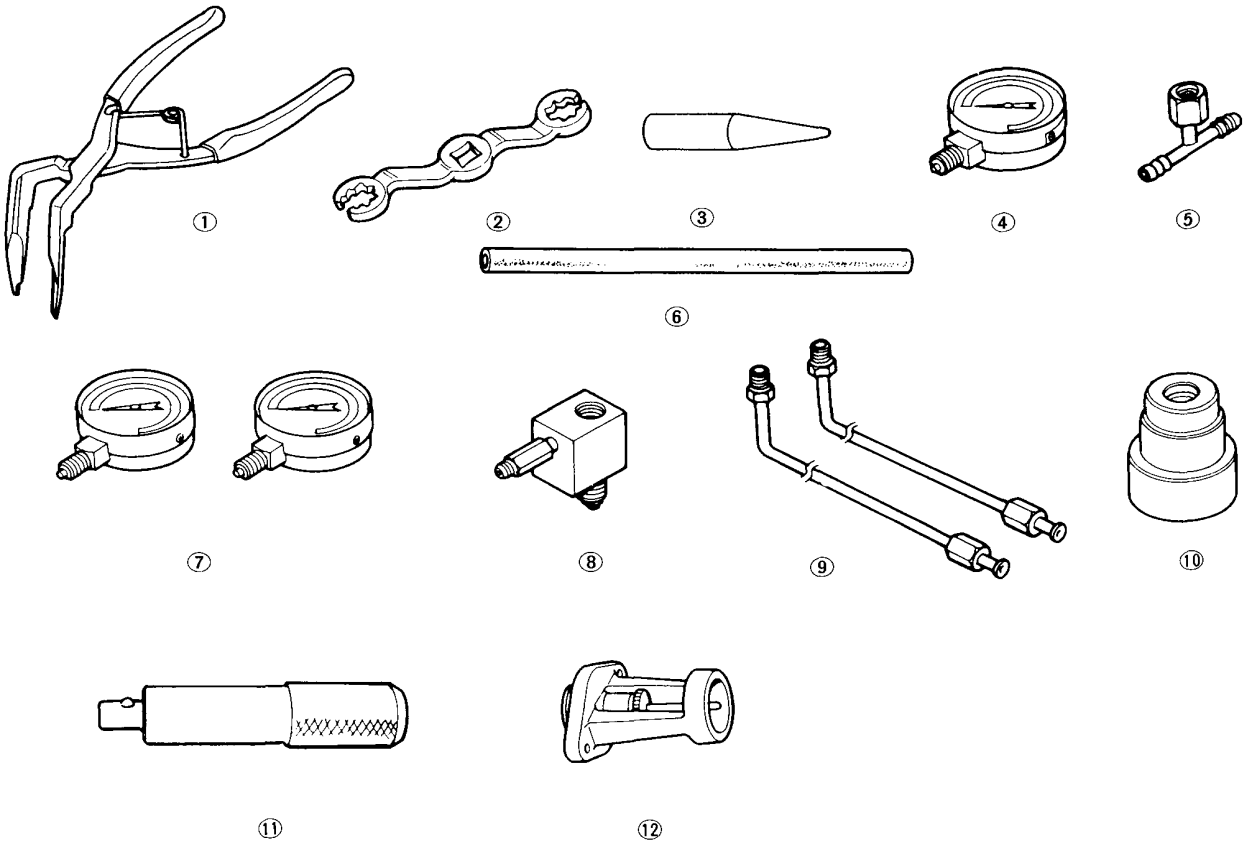


⑩-4



21. Brake

Ref. No.	Tool Number	Description	Q'ty	Remarks
①	07914—SA50000	Snap Ring Pliers	1	07914—323001 may also be used.  Short parts of the brake power Kit 07504—6340100
②	07921—0010100	Flare Nut Wrench	1	
③	07965—5790400	Master Cylinder Cup Guide	1	
④	07404—5790300	Vacuum Gauge	1	
⑤	07410—5790500	Tube Joint Attachment, I	1	
⑥	07510—6340300	Vacuum Joint Tube, A	1	
⑦	07406—5790200	Oil Pressure Gauge	2	
⑧	07410—5790100	Pressure Gauge Attachment, C	1	
⑨	07510—6340100	Pressure Gauge Joint Pipe	2	
⑩	07947—6890300	Driver Attachment, C	1	
⑪	07749—0010000	Driver	1	
⑫	07GAG—SE00100	Brake Booster Rod Adjustment Gauge	1	



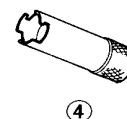
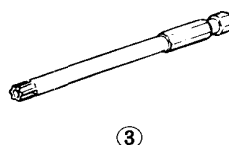
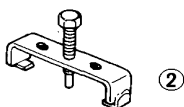
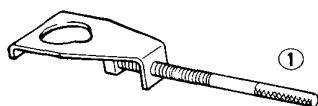
(cont'd)



# Special Tools

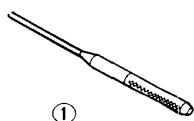
## 24. Air Conditioner (EW2 Engine)

Ref. No.	Tool Number	Description	Q'ty	Remarks
①	07923—PB80001	Pulley Holder	1	
②	07934—PB80001	Clutch Remover	1	
③	07703—0010200	Torx Driver Bit (T30H)	1	
④	07934—SB20000	Shaft Seal Driver	1	



## 25. Ignition

Ref. No.	Tool Number	Description	Q'ty	Remarks
①	07744—0010300	3.5 mm Pin Punch	1	Distributor 07744—0010200 may also be used.



## Optional Tools

Ref. No.	Tool Number	Description	Q'ty	Remarks
①	07780—0012200	Valve Seat Cutter 32°	1	ZC1 Engine Intake and Exhaust
	07780—0012300	Valve Seat Cutter 32°	1	EW2 Engine Exhaust
②	07780—0012900	Valve Seat Cutter 32°	1	EW2 Engine Intake
③	07780—0014000	Valve Seat Cutter 60°	1	Intake and ZC1 Engine Exhaust
④	07780—0014100	Valve Seat Cutter 60°	1	EW2 Engine Exhaust
⑤	07780—0010300	Valve Seat Cutter 45°	1	ZC1 Engine Exhaust
	07780—0010400	Valve Seat Cutter 45°	1	EW2 Engine Exhaust and ZC1 Engine Intake
⑥	07780—0010800	Valve Seat Cutter 45°	1	EW2 Engine Intake
⑦	07781—0010201	Valve Seat Cutter Holder	1	
⑧	07781—0010301	Valve Seat Cutter Holder	1	

